



KVS Online Transfer Application

Employee Manual

How to login to the Online Transfer Application Portal

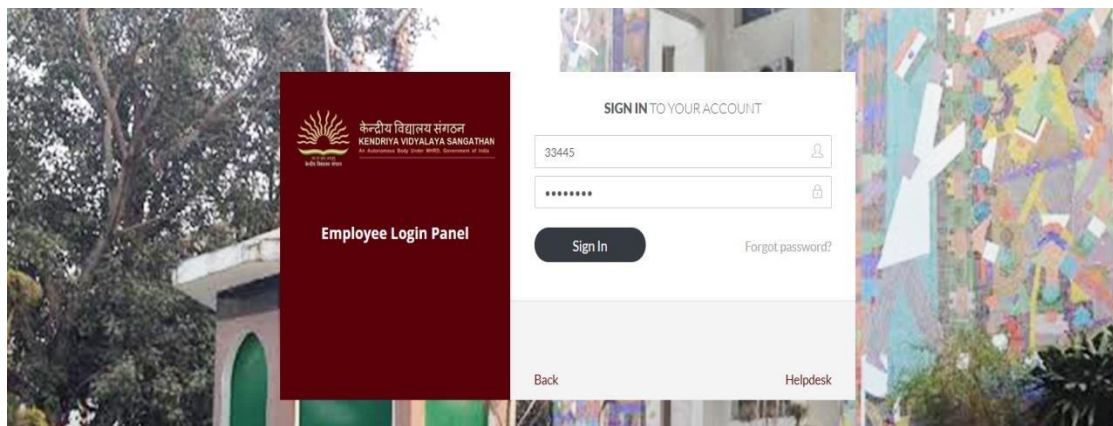
1. Open a browser window of Chrome or Mozilla Firefox or Vivaldi. If you do not have any of these browsers, please download and install the latest version. Type the url as given below to open the login page of the online transfer application. www.kvs.edu




2. Select “employee login” from the drop down and click “Go”



3. On the login screen, type in your User ID and password and click “signin” **Note: Your User ID and Password will be shared by your principal.**



4. Once logged in, it will display your home screen with all your details. Click on “Transfer Application Form” tab at the top, to open the transfer application form.


Gudiya Rani

[Home](#)
[Transfer Application Form](#)
[Circulars](#)
[Helpdesk](#)

GUDIYA RANI (Post Code:LAB)	
Subject Code	LAST
Post Code	LAB
School Code	1403
Station Code	239

CONTACT DETAILS
✉ kvse23@gmail.com


YOUR TRANSFER APPLICATION DETAILS

CURRENT DETAILS
 Application NO. **14031091**
 Emp Code **33445**
 KV Code **1403**

Copyright © 2018 Aargus Infotec. All rights reserved.

[Helpdesk](#) | [Terms of use](#) | [Privacy Policy](#)

5. The transfer application form


Gudiya Rani

[Home](#)
[Transfer Application Form](#)
[Circulars](#)
[Helpdesk](#)

KVS Transfer Application Form (2018) for Teachers upto PGT and non-teaching staff upto ASO

Application Number: 14031091

PART A : PERSONAL DETAILS (Mandatory for all employees)

1. Employee Name
Gudiya Rani

2. Post Code LAB	Subject Code LAST	Employee Code 33445
3. Present Station Code 239	Present KV Code 1403	Shift(1/2) <input checked="" type="radio"/> 1st <input type="radio"/> 2nd